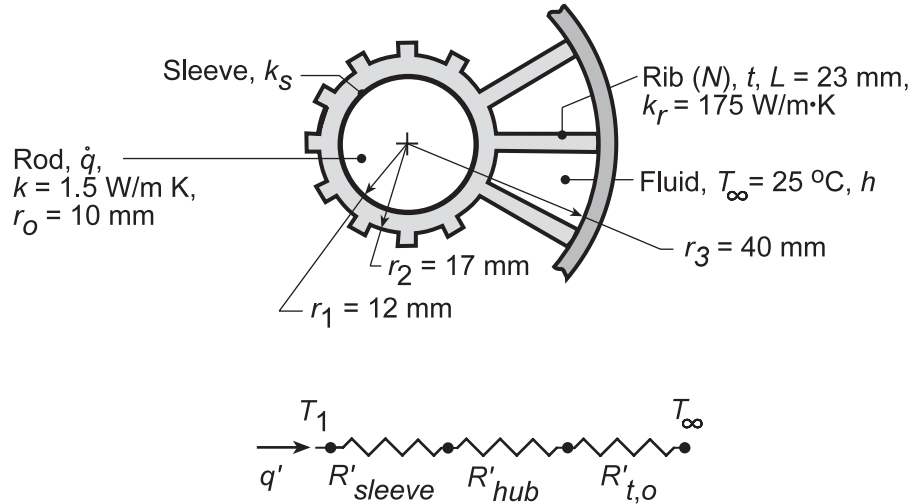


### PROBLEM 3.153

**KNOWN:** Long rod with internal volumetric generation covered by an electrically insulating sleeve and supported with a ribbed spider.

**FIND:** Combination of convection coefficient, spider design, and sleeve thermal conductivity which enhances volumetric heating subject to a maximum centerline temperature of 100°C.

**SCHEMATIC:**



**ASSUMPTIONS:** (1) Steady-state conditions, (2) One-dimensional radial heat transfer in rod, sleeve and hub, (3) Negligible interfacial contact resistances, (4) Constant properties, (5) Adiabatic outer surface.

**ANALYSIS:** The system heat rate per unit length may be expressed as

$$q' = \dot{q} \left( \pi r_o^2 \right) = \frac{T_1 - T_\infty}{R'_{\text{sleeve}} + R'_{\text{hub}} + R'_{t,o}}$$

where

$$R'_{\text{sleeve}} = \frac{\ln(r_1/r_o)}{2\pi k_s}, \quad R'_{\text{hub}} = \frac{\ln(r_2/r_1)}{2\pi k_r} = 3.168 \times 10^{-4} \text{ m} \cdot \text{K/W}, \quad R'_{t,o} = \frac{1}{\eta_o h A'_t},$$

$$\eta_o = 1 - \frac{N A'_f}{A'_t} (1 - \eta_f), \quad A'_f = 2(r_3 - r_2), \quad A'_t = N A'_f + (2\pi r_3 - N t),$$

$$\eta_f = \frac{\tanh m(r_3 - r_2)}{m(r_3 - r_2)}, \quad m = (2h/k_r t)^{1/2}.$$

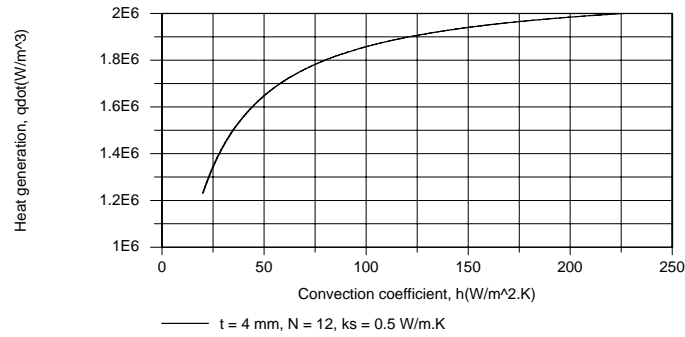
The rod centerline temperature is related to  $T_1$  through

$$T_o = T(0) = T_1 + \frac{\dot{q} r_o^2}{4k}$$

Calculations may be expedited by using the IHT *Performance Calculation, Extended Surface Model* for the *Straight Fin Array*. For base case conditions of  $k_s = 0.5 \text{ W/m} \cdot \text{K}$ ,  $h = 20 \text{ W/m}^2 \cdot \text{K}$ ,  $t = 4 \text{ mm}$  and  $N = 12$ ,  $R'_{\text{sleeve}} = 0.0580 \text{ m} \cdot \text{K/W}$ ,  $R'_{t,o} = 0.0826 \text{ m} \cdot \text{K/W}$ ,  $\eta_f = 0.990$ ,  $q' = 387 \text{ W/m}$ , and  $\dot{q} = 1.23 \times 10^6 \text{ W/m}^3$ . As shown below,  $\dot{q}$  may be increased by increasing  $h$ , where  $h = 250 \text{ W/m}^2 \cdot \text{K}$  represents a reasonable upper limit for airflow. However, a more than 10-fold increase in  $h$  yields only a 63% increase in  $\dot{q}$ .

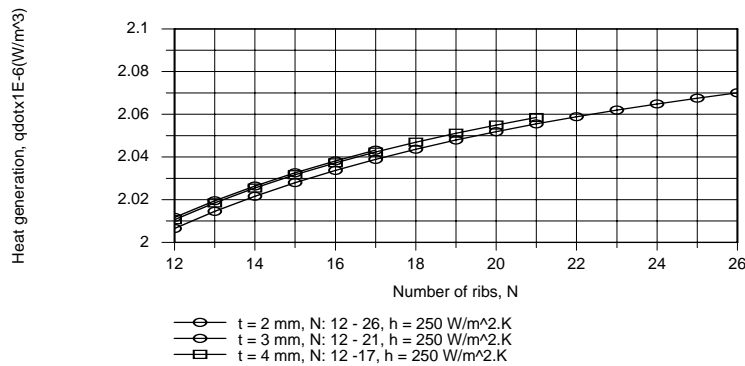
Continued...

### PROBLEM 3.153 (Cont.)

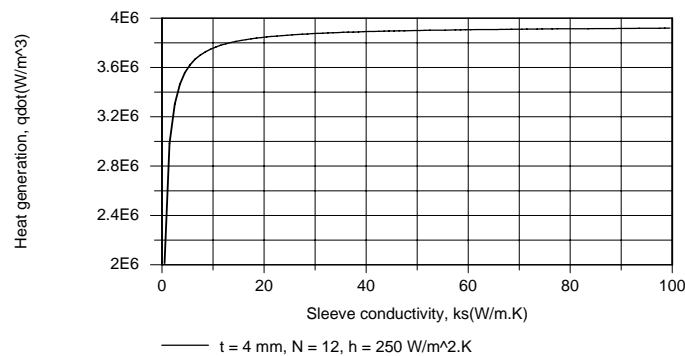


The difficulty is that, by significantly increasing  $h$ , the thermal resistance of the fin array is reduced to 0.00727 m·K/W, rendering the sleeve the dominant contributor to the total resistance.

Similar results are obtained when  $N$  and  $t$  are varied. For values of  $t = 2, 3$  and  $4 \text{ mm}$ , variations of  $N$  in the respective ranges  $12 \leq N \leq 26$ ,  $12 \leq N \leq 21$  and  $12 \leq N \leq 17$  were considered. The upper limit on  $N$  was fixed by requiring that  $(S - t) \geq 2 \text{ mm}$  to avoid an excessive resistance to airflow between the ribs. As shown below, the effect of increasing  $N$  is small, and there is little difference between results for the three values of  $t$ .



In contrast, significant improvement is associated with changing the sleeve material, and it is only necessary to have  $k_s \approx 25 \text{ W/m}\cdot\text{K}$  (e.g. a boron sleeve) to approach an upper limit to the influence of  $k_s$ .



For  $h = 250 \text{ W/m}^2\cdot\text{K}$  and  $k_s = 25 \text{ W/m}\cdot\text{K}$ , only a slight improvement is obtained by increasing  $N$ . Hence, the recommended conditions are:

$$h = 250 \text{ W/m}^2\cdot\text{K}, \quad k_s = 25 \text{ W/m}\cdot\text{K}, \quad N = 12, \quad t = 4 \text{ mm}$$

◀

**COMMENTS:** The upper limit to  $\dot{q}$  is reached as the total thermal resistance approaches zero, in which case  $T_1 \rightarrow T_\infty$ . Hence  $\dot{q}_{\max} = 4k(T_0 - T_\infty)/r_0^2 = 4.5 \times 10^6 \text{ W/m}^3$ .