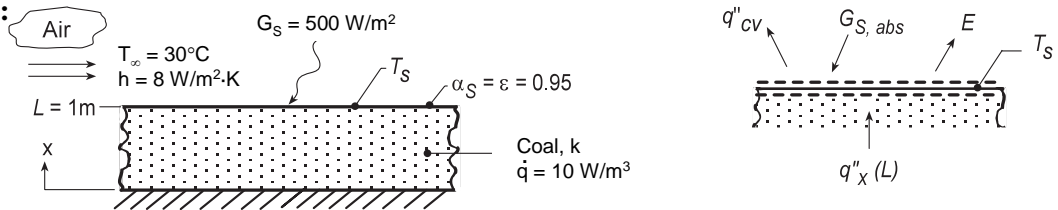


## PROBLEM 2.42

**KNOWN:** Coal pile of prescribed depth experiencing uniform volumetric generation with convection, absorbed irradiation and emission on its upper surface.

**FIND:** (a) The appropriate form of the heat diffusion equation (HDE) and whether the prescribed temperature distribution satisfies this HDE; conditions at the bottom of the pile,  $x = 0$ ; sketch of the temperature distribution with labeling of key features; (b) Expression for the conduction heat rate at the location  $x = L$ ; expression for the surface temperature  $T_s$  based upon a surface energy balance at  $x = L$ ; evaluate  $T_s$  and  $T(0)$  for the prescribed conditions; (c) Based upon typical daily averages for  $G_s$  and  $h$ , compute and plot  $T_s$  and  $T(0)$  for (1)  $h = 5 \text{ W/m}^2 \cdot \text{K}$  with  $50 \leq G_s \leq 500 \text{ W/m}^2$ , (2)  $G_s = 400 \text{ W/m}^2$  with  $5 \leq h \leq 50 \text{ W/m}^2 \cdot \text{K}$ .

**SCHEMATIC:**



**ASSUMPTIONS:** (1) One-dimensional conduction, (2) Uniform volumetric heat generation, (3) Constant properties, (4) Negligible irradiation from the surroundings, and (5) Steady-state conditions.

**PROPERTIES:** Table A.3, Coal (300K):  $k = 0.26 \text{ W/m} \cdot \text{K}$

**ANALYSIS:** (a) For one-dimensional, steady-state conduction with uniform volumetric heat generation and constant properties the heat diffusion equation (HDE) follows from Eq. 2.22,

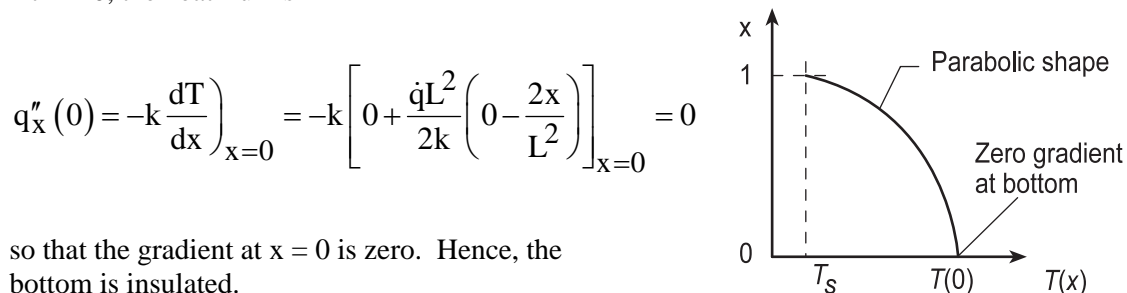
$$\frac{d}{dx} \left( \frac{dT}{dx} \right) + \frac{\dot{q}}{k} = 0 \quad (1)$$

Substituting the temperature distribution into the HDE, Eq. (1),

$$T(x) = T_s + \frac{\dot{q}L^2}{2k} \left( 1 - \frac{x^2}{L^2} \right) \quad \frac{d}{dx} \left[ 0 + \frac{\dot{q}L^2}{2k} \left( 0 - \frac{2x}{L^2} \right) \right] + \frac{\dot{q}}{k} \stackrel{?}{=} 0 \quad (2,3)$$

we find that it does indeed satisfy the HDE for all values of  $x$ .

From Eq. (2), note that the temperature distribution must be quadratic, with maximum value at  $x = 0$ . At  $x = 0$ , the heat flux is



so that the gradient at  $x = 0$  is zero. Hence, the bottom is insulated.

(b) From an overall energy balance on the pile, the conduction heat flux at the surface must be

$$q''_x(L) = \dot{E}_g = \dot{q}L$$

Continued...

### PROBLEM 2.42 (Cont.)

From a surface energy balance per unit area shown in the schematic above,

$$\dot{E}_{\text{in}} - \dot{E}_{\text{out}} + \dot{E}_g = 0 \quad q_x''(L) - q_{\text{conv}}'' + G_{S,\text{abs}} - E = 0$$

$$\dot{q}L - h(T_s - T_\infty) + 0.95G_S - \varepsilon\sigma T_s^4 = 0 \quad (4)$$

$$10 \text{ W/m}^3 \times 2 \text{ m} - 8 \text{ W/m}^2 \cdot \text{K} (T_s - 303 \text{ K}) + 0.95 \times 500 \text{ W/m}^2 - 0.95 \times 5.67 \times 10^{-8} \text{ W/m}^2 \cdot \text{K}^4 T_s^4 = 0$$

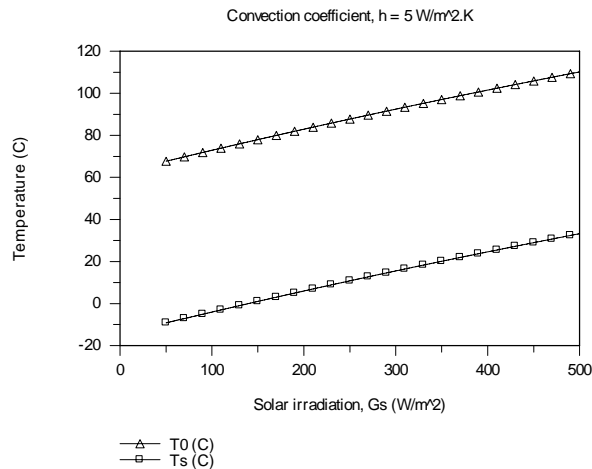
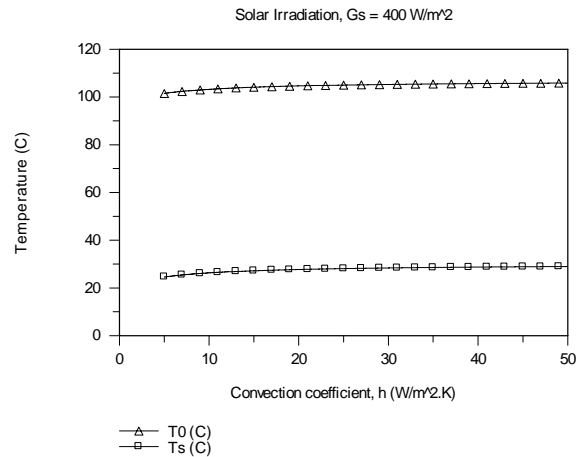
$$T_s = 305.6 \text{ K} = 32.6^\circ\text{C}$$

From Eq. (2) with  $x = 0$ , find

$$T(0) = T_s + \frac{\dot{q}L^2}{2k} = 32.6^\circ\text{C} + \frac{10 \text{ W/m}^3 \times (2 \text{ m})^2}{2 \times 0.26 \text{ W/m} \cdot \text{K}} = 109.5^\circ\text{C} \quad (5)$$

where the thermal conductivity for coal was obtained from Table A.3.

(c) Two plots are generated using Eq. (4) and (5) for  $T_s$  and  $T(0)$ , respectively; (1) with  $h = 5 \text{ W/m}^2 \cdot \text{K}$  for  $50 \leq G_S \leq 500 \text{ W/m}^2$  and (2) with  $G_S = 400 \text{ W/m}^2$  for  $5 \leq h \leq 50 \text{ W/m}^2 \cdot \text{K}$ .



Continued...

### PROBLEM 2.42 (Cont.)

From the  $T$  vs.  $h$  plot with  $G_s = 400 \text{ W/m}^2$ , note that the convection coefficient does not have a major influence on the surface or bottom coal pile temperatures. From the  $T$  vs.  $G_s$  plot with  $h = 5 \text{ W/m}^2\cdot\text{K}$ , note that the solar irradiation has a very significant effect on the temperatures. The fact that  $T_s$  is less than the ambient air temperature,  $T_\infty$ , and, in the case of very low values of  $G_s$ , below freezing, is a consequence of the large magnitude of the emissive power  $E$ .

**COMMENTS:** In our analysis we ignored irradiation from the sky, an environmental radiation effect you'll consider in Chapter 12. Treated as large isothermal surroundings,  $G_{\text{sky}} = \sigma T_{\text{sky}}^4$  where  $T_{\text{sky}} = -30^\circ\text{C}$  for very clear conditions and nearly air temperature for cloudy conditions. For low  $G_s$  conditions we should consider  $G_{\text{sky}}$ , the effect of which will be to predict higher values for  $T_s$  and  $T(0)$ .